




District Health Assessment for Multiple District 403 through January 2025

District Name	Status/ Number of Months in Status *	Clubs							Membership							Member Strength		Cancellation		Reports			Finance	Leadership			
		Active Clubs	Clubs in Status Quo	Total Clubs	% Status Quo Clubs in Financial Suspension	New Clubs	Cancelled Clubs	YTD Net Club Gain/Loss	Current Members In Active Clubs	Current Members In Status Quo Clubs	Current Total Members Count	YTD Add	YTD Drop	YTD NetGrowth (includes Active and Status Quo)	YTD NetGrowth% (includes Active and Status Quo)	Member Count 12 Months Ago	Average Member Count Per Club	% of Clubs with less than 20 members	Average Cancelled Club Age	Members Lost Due to Cancelled Clubs	% of Clubs Reporting Service	% No MMR in 3 Months	% No Officer Report in 12 months	% of Clubs with balance 90+ days	Number of Zone Chairs Recorded	Number of Region Chairs Recorded	District Officers Vacancies **
403 A1		86	0	86	0%	8	0	8	1906	0	1906	298	156	142	8.05%	1,662	22	42%	0	0	91%	50%	0%	13%	14	4	
403 A2		116	0	116	0%	1	7	-6	2459	0	2459	174	353	-179	-6.79%	2,599	21	50%	3	114	79%	52%	0%	7%	17	5	GST
403 A3		75	1	76	0%	5	0	5	1906	23	1929	199	147	52	2.77%	1,865	25	29%	0	0	97%	50%	3%	12%	17	8	
403 A4		67	4	71	25%	3	0	3	1693	64	1757	146	124	22	1.27%	1,619	25	32%	0	0	97%	39%	3%	17%	11	3	
403 B1		76	5	81	60%	1	10	-9	1352	82	1434	110	329	-219	-13.25%	1,476	18	58%	7	167	80%	52%	7%	37%	19	8	
		420	10	430	40%	18	17	1	9316	169	9485	927	1109	-182	-1.88%	9,221	23	43%	5	281	88%	49%	2%	16%	78	28	




District Health Assessment for Multiple District 404 through January 2025

		Clubs							Membership							Member Strength		Cancellation		Reports			Finance	Leadership			
District Name	Status/ Number of Months in Status *	Active Clubs	Clubs in Status Quo	Total Clubs	% Status Quo Clubs in Financial Suspension	New Clubs	Cancelled Clubs	YTD Net Club Gain/Loss	Current Members In Active Clubs	Current Members In Status Quo Clubs	Current Total Members Count	YTD Add	YTD Drop	YTD NetGrowth (includes Active and Status Quo)	YTD NetGrowth% (includes Active and Status Quo)	Member Count 12 Months Ago	Average Member Count Per Club	% of Clubs with less than 20 members	Average Cancelled Club Age	Members Lost Due to Cancelled Clubs	% of Clubs Reporting Service	% No MMR in 3 Months	% No Officer Report in 12 months	% of Clubs with balance 90+ days	Number of Zone Chairs Recorded	Number of Region Chairs Recorded	District Officers Vacancies **
404 A2		63	3	66	100%	1	12	-11	1613	58	1671	182	365	-183	-9.87%	1,719	26	35%	7	150	86%	35%	2%	48%	24	11	
404 A3		54	0	54	0%	0	0	0	1262	0	1262	135	127	8	0.64%	1,169	23	43%	0	0	87%	30%	2%	26%	16	8	
404 A4		70	0	70	0%	2	2	0	1387	0	1387	144	172	-28	-1.98%	1,340	20	47%	4	24	97%	21%	6%	41%	23	11	
404 B2		93	1	94	100%	7	0	7	2205	10	2215	482	222	260	13.30%	1,934	24	40%	0	0	70%	29%	5%	39%	25	11	
404 B3		66	2	68	100%	3	1	2	1591	46	1637	268	162	106	6.92%	1,537	24	31%	2	23	99%	32%	6%	35%	20	10	
404 B4		61	1	62	100%	2	0	2	1528	10	1538	317	218	99	6.88%	1,486	25	35%	0	0	74%	29%	2%	27%	22	10	
		407	7	414	100%	15	15	0	9586	124	9710	1528	1266	262	2.77%	9,185	24	39%	6	197	85%	29%	4%	37%	130	61	




District Health Assessment for Multiple District 410 through January 2025

 Status/ District Name of Months in Status *		Clubs							Membership							Member Strength		Cancellation		Reports			Finance	Leadership			
		Active Clubs	Clubs in Status Quo	Total Clubs	% Status Quo Clubs in Financial Suspension	New Clubs	Cancelled Clubs	YTD Net Club Gain/ Loss	Current Members In Active Clubs	Current Members In Status Quo Clubs	Current Total Members Count	YTD Add	YTD Drop	YTD NetGrowth (includes Active and Status Quo)	YTD NetGrowth% (includes Active and Status Quo)	Member Count 12 Months Ago	Average Member Count Per Club	% of Clubs with less than 20 members	Average Cancelled Club Age	Members Lost Due to Cancelled Clubs	% of Clubs Reporting Service	% No MMR in 3 Months	% No Officer Report in 12 months	% of Clubs with balance 90+ days	Number of Zone Chairs Recorded	Number of Region Chairs Recorded	District Officers Vacancies **
410 E	T(24)	59	0	59	0%	0	2	-2	844	0	844	90	71	19	2.30%	890	14	78%	14	1	88%	47%	2%	2%	11	5	
410 W	T(24)	55	0	55	0%	0	1	-1	843	0	843	81	98	-17	-1.98%	865	15	76%	26	11	95%	33%	0%	7%	18	8	
		114	0	114	0%	0	3	-3	1687	0	1687	171	169	2	0.12%	1,755	15	77%	18	12	91%	40%	1%	4%	29	13	




District Health Assessment for Multiple District 411 through January 2025

<div></div> <div>Status/ Number Name of Months in Status *</div>		Clubs							Membership							Member Strength		Cancellation		Reports			Finance	Leadership			
		Active Clubs	Clubs in Status Quo	Total Clubs	% Status Quo Clubs in Financial Suspension	New Clubs	Cancelled Clubs	YTD Net Club Gain/ Loss	Current Members In Active Clubs	Current Members In Status Quo Clubs	Current Total Members Count	YTD Add	YTD Drop	YTD NetGrowth (includes Active and Status Quo)	YTD NetGrowth% (includes Active and Status Quo)	Member Count 12 Months Ago	Average Member Count Per Club	% of Clubs with less than 20 members	Average Cancelled Club Age	Members Lost Due to Cancelled Clubs	% of Clubs Reporting Service	% No MMR in 3 Months	% No Officer Report in 12 months	% of Clubs with balance 90+ days	Number of Zone Chairs Recorded	Number of Region Chairs Recorded	District Officers Vacancies **
411 A		62	0	62	0%	6	6	0	1723	0	1723	340	288	52	3.11%	1,669	28	29%	19	174	84%	50%	0%	23%	13	0	
411 B		56	0	56	0%	3	2	1	2138	0	2138	421	243	178	9.08%	1,981	38	27%	10	47	93%	32%	0%	16%	16	4	
411 C	P	18	0	18	0%	0	4	-4	485	0	485	65	91	-26	-5.09%	599	27	22%	22	49	100%	17%	0%	0%	6	0	
		136	0	136	0%	9	12	-3	4346	0	4346	826	622	204	4.93%	4,249	32	27%	18	270	90%	38%	0%	17%	35	4	




District Health Assessment for Multiple District 412 through January 2025

 Status/ District Name Number of Months in Status *		Clubs							Membership							Member Strength		Cancellation		Reports			Finance		Leadership		
		Active Clubs	Clubs in Status Quo	Total Clubs	% Status Quo in Financial Suspension	New Clubs	Cancelled Clubs	YTD Net Club Gain/ Loss	Current Members In Active Clubs	Current Members In Status Quo Clubs	Current Total Members Count	YTD Add	YTD Drop	YTD NetGrowth (includes Active and Status Quo)	YTD NetGrowth% (includes Active and Status Quo)	Member Count 12 Months Ago	Average Member Count Per Club	% of Clubs with less than 20 members	Average Cancelled Club Age	Members Lost Due to Cancelled Clubs	% of Clubs Reporting Service	% No MMR in 3 Months	% No Officer Report in 12 months	% of Clubs with balance 90+ days	Number of Zone Chairs Recorded	Number of Region Chairs Recorded	District Officers Vacancies **
412 A	T(21)	54	0	54	0%	1	3	-2	913	0	913	108	165	-57	-5.88%	999	17	50%	24	51	56%	52%	17%	17%	13	3	
412 B	T(24)	26	0	26	0%	0	0	0	567	0	567	54	35	19	3.47%	499	22	46%	0	0	35%	50%	12%	8%	0	0	
		80	0	80	0%	1	3	-2	1480	0	1480	162	200	-38	-2.50%	1,498	19	49%	24	51	49%	51%	15%	14%	13	3	




District Health Assessment for District 352 through January 2025

		Clubs							Membership							Member Strength		Cancellation		Reports			Finance	Leadership			
District Name	Status/ Number of Months in Status *	Active Clubs	Clubs in Status Quo	Total Clubs	% Status Quo in Financial Suspension	New Clubs	Cancelled Clubs	YTD Net Club Gain/ Loss	Current Members In Active Clubs	Current Members In Status Quo Clubs	Current Total Members Count	YTD Add	YTD Drop	YTD NetGrowth (includes Active and Status Quo)	YTD NetGrowth% (includes Active and Status Quo)	Member Count 12 Months Ago	Average Member Count Per Club	% of Clubs with less than 20 members	Average Cancelled Club Age	Members Lost Due to Cancelled Clubs	% of Clubs Reporting Service	% No MMR in 3 Months	% No Officer Report in 12 months	% of Clubs with balance 90+ days	Number of Zone Chairs Recorded	Number of Region Chairs Recorded	District Officers Vacancies **
352	T(24)	53	1	54	100%	4	4	0	984	20	1004	185	194	-9	-0.89%	1,014	19	54%	3	67	35%	20%	2%	9%	16	3	
		53	1	54	100%	4	4	0	984	20	1004	185	194	-9	-0.89%	1,014	19	54%	3	67	35%	20%	2%	9%	16	3	




District Health Assessment for District 409 through January 2025

		Clubs							Membership							Member Strength		Cancellation		Reports			Finance	Leadership			
District Name	Status/ Number of Months in Status *	Active Clubs	Clubs in Status Quo	Total Clubs	% Status Quo in Financial Suspension	New Clubs	Cancelled Clubs	YTD Net Club Gain/Loss	Current Members In Active Clubs	Current Members In Status Quo Clubs	Current Total Members Count	YTD Add	YTD Drop	YTD NetGrowth (includes Active and Status Quo)	YTD NetGrowth% (includes Active and Status Quo)	Member Count 12 Months Ago	Average Member Count Per Club	% of Clubs with less than 20 members	Average Cancelled Club Age	Members Lost Due to Cancelled Clubs	% of Clubs Reporting Service	% No MMR in 3 Months	% No Officer Report in 12 months	% of Clubs with balance 90+ days	Number of Zone Chairs Recorded	Number of Region Chairs Recorded	District Officers Vacancies **
409	T(24)	29	0	29	0%	0	0	0	583	0	583	31	30	1	0.17%	588	20	55%	0	0	34%	52%	10%	14%	6	1	
		29	0	29	0%	0	0	0	583	0	583	31	30	1	0.17%	588	20	55%	0	0	34%	52%	10%	14%	6	1	




District Health Assessment for District 413 through January 2025

	Clubs								Membership							Member Strength		Cancellation		Reports			Finance	Leadership				
	Status/ District Name	Number of Months in Status *	Active Clubs	Clubs in Status Quo	Total Clubs	% Status Quo Clubs in Financial Suspension	New Clubs	Cancelled Clubs	YTD Net Club Gain/ Loss	Current Members In Active Clubs	Current Members In Status Quo Clubs	Current Total Members Count	YTD Add	YTD Drop	YTD NetGrowth (includes Active and Status Quo)	YTD NetGrowth% (includes Active and Status Quo)	Member Count 12 Months Ago	Average Member Count Per Club	% of Clubs with less than 20 members	Average Cancelled Club Age	Members Lost Due to Cancelled Clubs	% of Clubs Reporting Service	% No MMR in 3 Months	% No Officer Report in 12 months	% of Clubs with balance 90+ days	Number of Zone Chairs Recorded	Number of Region Chairs Recorded	District Officers Vacancies **
413			48	0	48	0%	1	1	0	1381	0	1381	181	145	36	2.68%	1,395	29	29%	8	15	52%	40%	2%	31%	12	5	
			48	0	48	0%	1	1	0	1381	0	1381	181	145	36	2.68%	1,395	29	29%	8	15	52%	40%	2%	31%	12	5	




District Health Assessment for District 414 through January 2025

		Clubs							Membership							Member Strength		Cancellation		Reports			Finance	Leadership			
District Name	Status/ Number of Months in Status *	Active Clubs	Clubs in Status Quo	Total Clubs	% Status Quo in Financial Suspension	New Clubs	Cancelled Clubs	YTD Net Club Gain/Loss	Current Members In Active Clubs	Current Members In Status Quo Clubs	Current Total Members Count	YTD Add	YTD Drop	YTD NetGrowth (includes Active and Status Quo)	YTD NetGrowth% (includes Active and Status Quo)	Member Count 12 Months Ago	Average Member Count Per Club	% of Clubs with less than 20 members	Average Cancelled Club Age	Members Lost Due to Cancelled Clubs	% of Clubs Reporting Service	% No MMR in 3 Months	% No Officer Report in 12 months	% of Clubs with balance 90+ days	Number of Zone Chairs Recorded	Number of Region Chairs Recorded	District Officers Vacancies **
414	P	43	0	43	0%	1	5	-4	897	0	897	144	352	-208	-18.82%	1,043	21	60%	14	64	47%	47%	5%	19%	7	3	
		43	0	43	0%	1	5	-4	897	0	897	144	352	-208	-18.82%	1,043	21	60%	14	64	47%	47%	5%	19%	7	3	




District Health Assessment for District 415 through January 2025

		Clubs							Membership							Member Strength		Cancellation		Reports			Finance	Leadership			
District Name	Status/ Number of Months in Status *	Active Clubs	Clubs in Status Quo	Total Clubs	% Status Quo in Financial Suspension	New Clubs	Cancelled Clubs	YTD Net Club Gain/Loss	Current Members In Active Clubs	Current Members In Status Quo Clubs	Current Total Members Count	YTD Add	YTD Drop	YTD NetGrowth (includes Active and Status Quo)	YTD NetGrowth% (includes Active and Status Quo)	Member Count 12 Months Ago	Average Member Count Per Club	% of Clubs with less than 20 members	Average Cancelled Club Age	Members Lost Due to Cancelled Clubs	% of Clubs Reporting Service	% No MMR in 3 Months	% No Officer Report in 12 months	% of Clubs with balance 90+ days	Number of Zone Chairs Recorded	Number of Region Chairs Recorded	District Officers Vacancies **
415	P	27	0	27	0%	0	0	0	411	0	411	27	80	-53	-11.42%	420	15	70%	0	0	37%	52%	11%	15%	7	1	
		27	0	27	0%	0	0	0	411	0	411	27	80	-53	-11.42%	420	15	70%	0	0	37%	52%	11%	15%	7	1	




District Health Assessment for District 416 through January 2025

		Clubs							Membership							Member Strength		Cancellation		Reports			Finance	Leadership			
District Name	Status/ Number of Months in Status *	Active Clubs	Clubs in Status Quo	Total Clubs	% Status Quo in Financial Suspension	New Clubs	Cancelled Clubs	YTD Net Club Gain/ Loss	Current Members In Active Clubs	Current Members In Status Quo Clubs	Current Total Members Count	YTD Add	YTD Drop	YTD NetGrowth (includes Active and Status Quo)	YTD NetGrowth% (includes Active and Status Quo)	Member Count 12 Months Ago	Average Member Count Per Club	% of Clubs with less than 20 members	Average Cancelled Club Age	Members Lost Due to Cancelled Clubs	% of Clubs Reporting Service	% No MMR in 3 Months	% No Officer Report in 12 months	% of Clubs with balance 90+ days	Number of Zone Chairs Recorded	Number of Region Chairs Recorded	District Officers Vacancies **
416		60	0	60	0%	2	2	0	1589	0	1589	570	465	105	7.08%	1,370	26	37%	6	46	28%	40%	10%	13%	20	7	
		60	0	60	0%	2	2	0	1589	0	1589	570	465	105	7.08%	1,370	26	37%	6	46	28%	40%	10%	13%	20	7	




District Health Assessment for District 417 through January 2025

		Clubs							Membership							Member Strength		Cancellation		Reports			Finance	Leadership			
District Name	Status/ Number of Months in Status *	Active Clubs	Clubs in Status Quo	Total Clubs	% Status Quo Clubs in Financial Suspension	New Clubs	Cancelled Clubs	YTD Net Club Gain/ Loss	Current Members In Active Clubs	Current Members In Status Quo Clubs	Current Total Members Count	YTD Add	YTD Drop	YTD NetGrowth (includes Active and Status Quo)	YTD NetGrowth% (includes Active and Status Quo)	Member Count 12 Months Ago	Average Member Count Per Club	% of Clubs with less than 20 members	Average Cancelled Club Age	Members Lost Due to Cancelled Clubs	% of Clubs Reporting Service	% No MMR in 3 Months	% No Officer Report in 12 months	% of Clubs with balance 90+ days	Number of Zone Chairs Recorded	Number of Region Chairs Recorded	District Officers Vacancies **
417		80	0	80	0%	2	0	2	1662	0	1662	194	190	4	0.24%	1,625	21	48%	0	0	93%	28%	0%	10%	14	5	
		80	0	80	0%	2	0	2	1662	0	1662	194	190	4	0.24%	1,625	21	48%	0	0	93%	28%	0%	10%	14	5	




District Health Assessment for District 418 through January 2025

 Status/ District Name Number of Months in Status *		Clubs							Membership							Member Strength		Cancellation		Reports			Finance	Leadership			
		Active Clubs	Clubs in Status Quo	Total Clubs	% Status Quo in Financial Suspension	New Clubs	Cancelled Clubs	YTD Net Club Gain/ Loss	Current Members In Active Clubs	Current Members In Status Quo Clubs	Current Total Members Count	YTD Add	YTD Drop	YTD NetGrowth (includes Active and Status Quo)	YTD NetGrowth% (includes Active and Status Quo)	Member Count 12 Months Ago	Average Member Count Per Club	% of Clubs with less than 20 members	Average Cancelled Club Age	Members Lost Due to Cancelled Clubs	% of Clubs Reporting Service	% No MMR in 3 Months	% No Officer Report in 12 months	% of Clubs with balance 90+ days	Number of Zone Chairs Recorded	Number of Region Chairs Recorded	District Officers Vacancies **
418	P	48	0	48	0%	1	0	1	1236	0	1236	97	152	-55	-4.26%	1,234	26	44%	0	0	100%	25%	0%	8%	13	2	
		48	0	48	0%	1	0	1	1236	0	1236	97	152	-55	-4.26%	1,234	26	44%	0	0	100%	25%	0%	8%	13	2	



District Health Assessment for Ident 5947 - SOMALIA - UND through January 2025

<div></div> <div>Status/ District Name of Months in Status *</div>		Clubs							Membership							Member Strength		Cancellation		Reports			Finance	Leadership		
		Active Clubs	Clubs in Status Quo	Total Clubs	% Status Quo Clubs in Financial Suspension	New Clubs	Cancelled Clubs	YTD Net Club Gain/ Loss	Current Members In Active Clubs	Current Members In Status Quo Clubs	Current Total Members Count	YTD Add	YTD Drop	YTD NetGrowth (includes Active and Status Quo)	YTD NetGrowth% (includes Active and Status Quo)	Member Count 12 Months Ago	Average Member Count Per Club	% of Clubs with less than 20 members	Average Cancelled Club Age	Members Lost Due to Cancelled Clubs	% of Clubs Reporting Service	% No MMR in 3 Months	% No Officer Report in 12 months	% of Clubs with balance 90+ days	Number of Zone Chairs Recorded	Number of Region Chairs Recorded
Ident 5947 - SOMALIA		3	0	3	0%	0	0	54	0	54	1	0	1	1.89%	53	18	67%	0	0	0%	100%	33%	0%	0	0	
		3	0	3	0%	0	0	54	0	54	1	0	1	1.89%	53	18	67%	0	0	0%	100%	33%	0%	0	0	

* - District Status: P - Provisional, T - Transitional.
** - District Officers Vacancies: DG - District Governor, 1st VDG - First Vice District Governor, 2nd VDG - Second Vice District Governor.